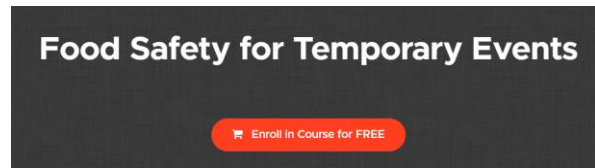


Basic Food Safety Training

Food Safety Training

Step 1.

- **For best results, be sure to use Google Chrome. Microsoft/Edge do not work well.**
- To access this training, copy this link into a **Google Chrome** browser window:
- <https://psu-abq.teachable.com/p/food-safety-for-temporary-events>
- Select “Enroll in Course for FREE”



Step 2.

- If you are a new user, Select “Sign Up” and create an account by entering your information. Please use a valid email address which will be used if you need to reset your password at any time in the future:
- If you are a returning user, select “Login”. If you do not know your password, use the “Forgot Password” button

The screenshot shows two sections of the Teachable interface. The top section is titled "Enroll in Basic Food Safety Training for Temporary Events with the City of Albuquerque". It contains a "Full Name" field, an "Email Address" field, and "Password" and "Confirm Password" fields. Below these are two checkboxes for terms and conditions, a "Sign Up" button, and options to "Log in with a School Account" or "Log in with my Teachable". The bottom section is titled "Log in" and contains "Email" and "Password" fields, both with "This field is required" error messages. It also has a "Remember Me" checkbox, a "Forgot Password" button, a "Log in" button, and a "Log in with Teachable" button. At the bottom, it says "Need an account? Sign Up".

Food Safety Training

Step 3.

- Select Continue to Course:

Thanks for enrolling in this course!

Your order ID: 90593407

You will shortly receive an email confirmation at [redacted]@hotmail.com

[Continue to Course >](#)


Step 4.

- Click “Start Next Lecture: to begin:



Step 5.

- Press the large blue “Play” button in the center of the screen:



Step 6.

- After each video, press “Complete and Continue: in the top right corner:
- You must watch each video in its entirety before moving on to the next video.

[Complete and Continue >](#)

Food Safety Training

Step 7.

- After you have completed all videos, click “Click Here”. You will be redirected to a different web site:

Click on the link below to completion your quiz. This is Required.

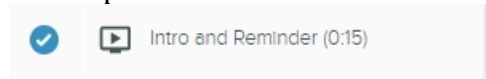
[Click Here](#)

Step 8.

- You must complete the quiz with 80% or better. Upon successful completion you will be able to download a certificate of Completion:
That certificate must be emailed to flugo@cabq.gov and mpederson@cabq.gov to complete the process.

Trouble Shooting:

Be sure that you are using Google Chrome. Internet Explorer does not work with our videos.
Ensure that each section is complete. You must see blue checkmark next to each item



Please re-watch any video that does not have a blue checkmark.

If you require assistance contact
Keith Johnson
kjohnson@cabq.gov
505.768.3207